

2008

District 10 Northeast (Athens)



ANOVA Business Analysts

9/30/2008

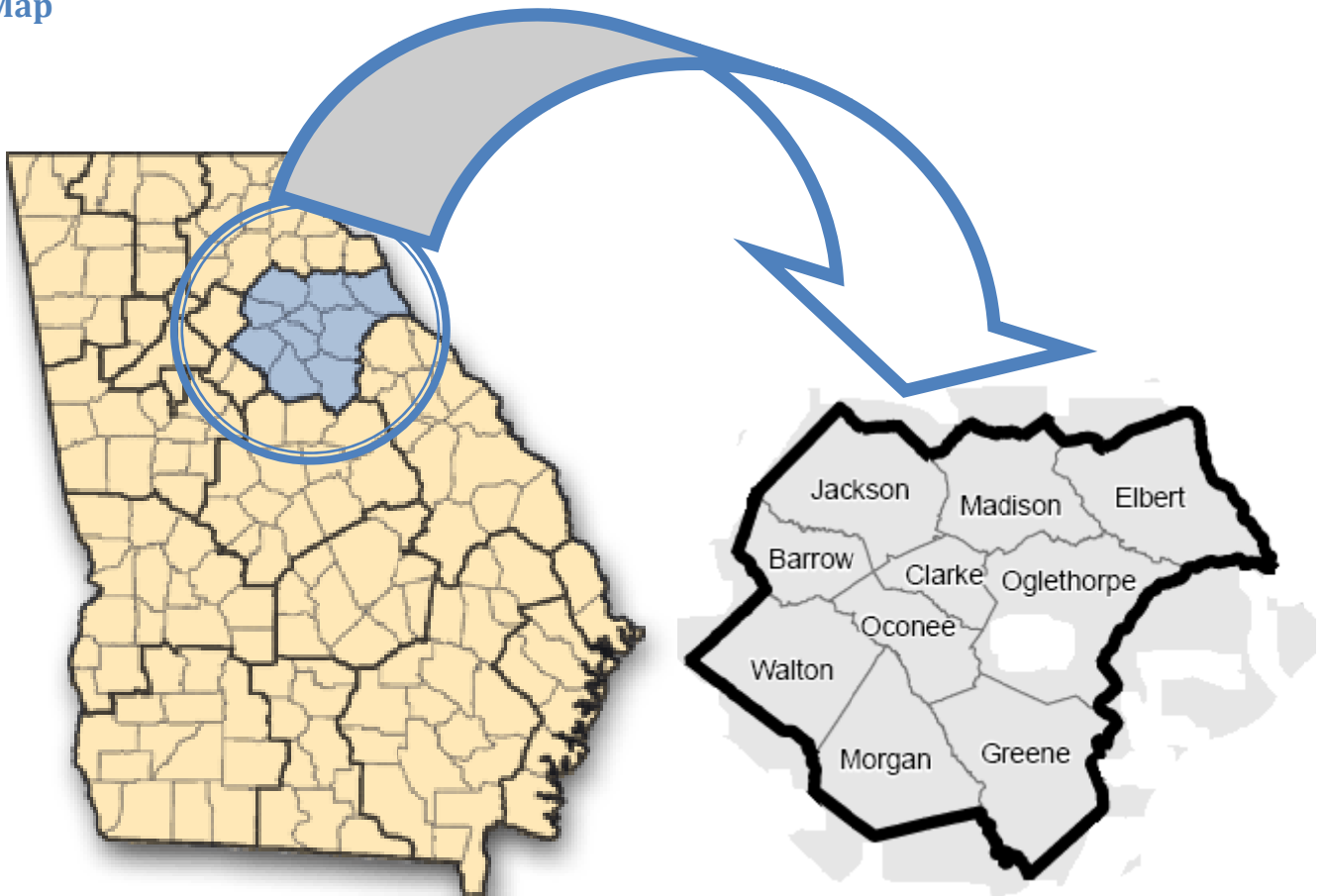
Comparison

<i>State Calls</i>	12,583
<i>District Calls</i>	440
<i>%</i>	3.50%

<i>State Population</i>	9,363,941
<i>District Population</i>	438,557
<i>%</i>	4.68%

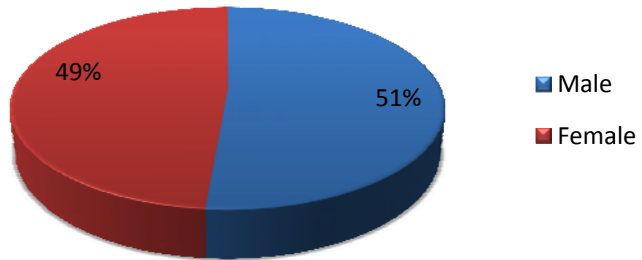
<i>% of State Population Calling in</i>	0.13%
<i>% of District Population Calling in</i>	0.10%

Map



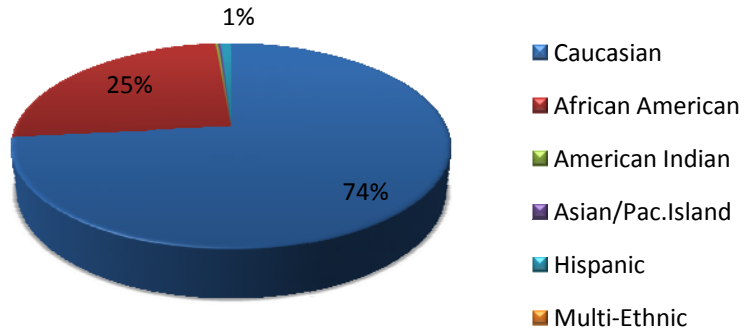
Gender

	Calls	%
Male	226	51.36%
Female	214	48.64%



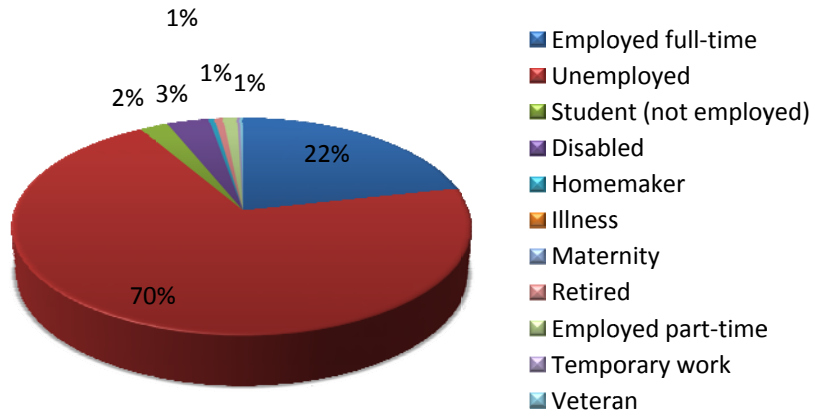
Ethnicity

	Calls	%
Caucasian	323	73.41%
African American	111	25.23%
American Indian	1	0.23%
Asian/Pac. Island	1	0.23%
Hispanic	4	0.91%
Multi-Ethnic	0	0.00%



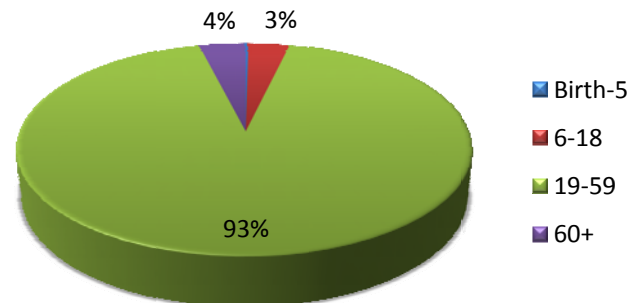
Employment Status

	Calls	%
Employed full-time	95	21.59%
Unemployed	308	70.00%
Student (not employed)	10	2.27%
Disabled	15	3.41%
Homemaker	2	0.45%
Illness	0	0.00%
Maternity	0	0.00%
Retired	3	0.68%
Employed part-time	5	1.14%
Temporary work	1	0.23%
Veteran	1	0.23%



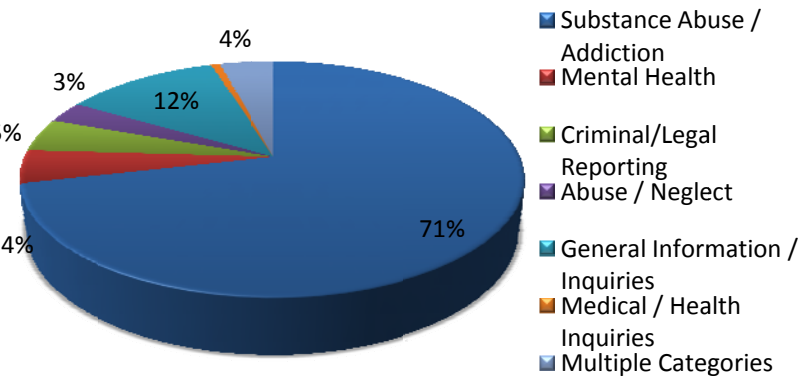
Age Range

	Calls	%
Birth-5	1	0.23%
6-18	15	3.41%
19-59	407	92.50%
60+	17	3.86%



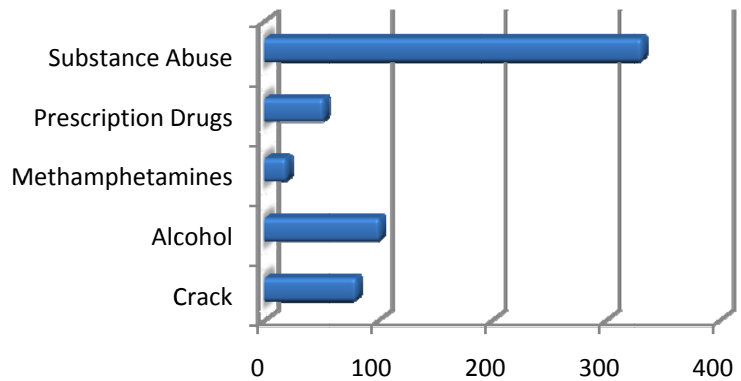
Need Categories

	Calls	%
<i>Substance Abuse / Addiction</i>	314	71.36%
<i>Mental Health</i>	20	4.55%
<i>Criminal/Legal Reporting</i>	20	4.55%
<i>Abuse / Neglect</i>	13	2.95%
<i>General Information / Inquiries</i>	52	11.82%
<i>Medical / Health Inquiries</i>	3	0.68%
<i>Multiple Categories</i>	18	4.09%



Specific Focus

	Calls	%
<i>Crack</i>	81	18.41%
<i>Alcohol</i>	102	23.18%
<i>Methamphetamines</i>	20	4.55%
<i>Prescription Drugs</i>	53	12.05%
<i>Substance Abuse</i>	332	75.45%



Counties

	Calls	%
<i>Barrow</i>	81	18.41%
<i>Clarke</i>	167	37.95%
<i>Elbert</i>	22	5.00%
<i>Greene</i>	16	3.64%
<i>Jackson</i>	59	13.41%
<i>Madison</i>	14	3.18%
<i>Morgan</i>	26	5.91%
<i>Oconee</i>	2	0.45%
<i>Oglethorpe</i>	8	1.82%
<i>Walton</i>	45	10.23%

